

# OpenKGUMSB

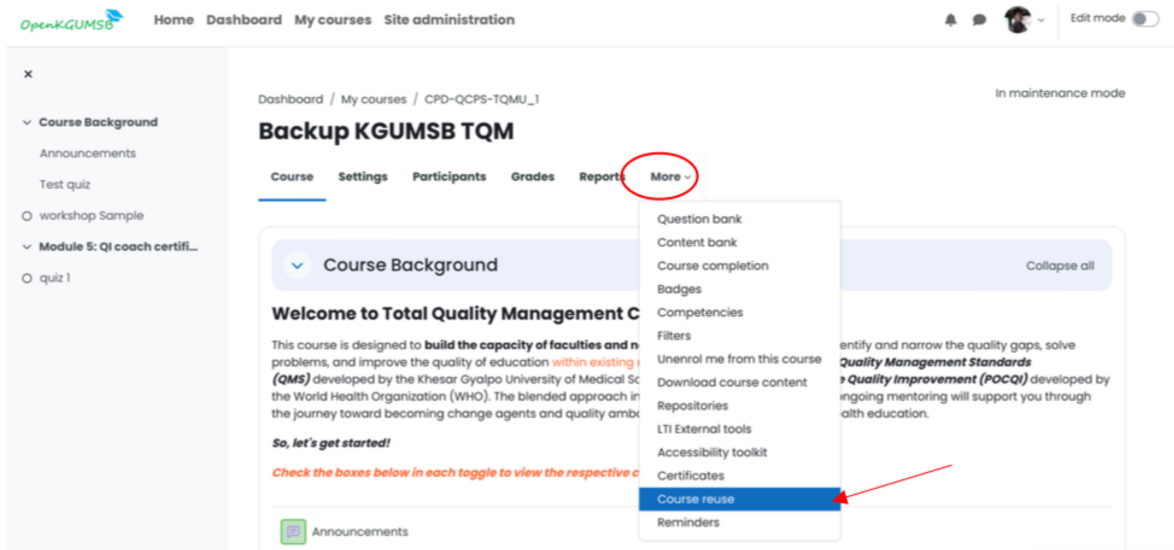
COURSE  
BACKUP/RESTORE  
MANUAL FOR  
TEACHERS

# OpenKGUMSB Teacher Course Backup/Restore Manual

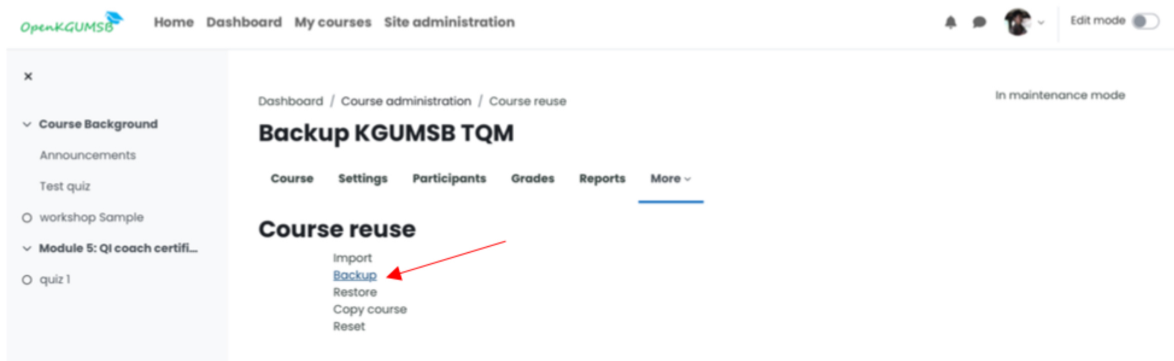
Written by:	ICT UNIT (OOP, FNPH, FOTM, FOUGM)
Department:	KGUMSB
Date:	09-08-2024
For:	OpenKGUMSB Teachers

## Course Backup

1. Click on "More" and from the dropdown click on "Course reuse"



2. Click on "Backup"



3. Select sections and details to backup and click next



Test quiz

- workshop Sample
- Module 5: QI coach certifi...
- quiz 1

1. Initial settings ▶ 2. Schema settings ▶ 3. Confirmation and review ▶ 4. Perform backup ▶ 5. Complete

### Backup settings

- IMS Common Cartridge 1.1
- Include enrolled users
- Anonymize user information
- Include user role assignments
- Include activities and resources
- Include blocks
- Include files
- Include filters
- Include comments
- Include badges
- Include calendar events
- Include user completion details

OpenKGUMSB Home Dashboard My courses Site administration

Course Background

- Announcements
- Test quiz
- workshop Sample
- Module 5: QI coach certifi...
- quiz 1

- Include calendar events
- Include user completion details
- Include course logs
- Include grade history
- Include question bank
- Include groups and groupings
- Include competencies
- Include custom fields
- Include content bank content
- Include user's state in content such as H5P activities
- Include legacy course files

Jump to final step Cancel Next

4. Click on "Perform backup". The backup is complete once the progress bar is 100%

OpenKGUMSB Home Dashboard My courses Site administration

Course Background

- Announcements
- Test quiz
- workshop Sample
- Module 5: QI coach certifi...
- quiz 1

Announcements	✓	-	✓
Test quiz	✓	-	✓
workshop Sample	✓	-	✓
Module 5: QI coach certification	✓	User data	✓
quiz 1	✓	-	✓

Previous Cancel Perform backup

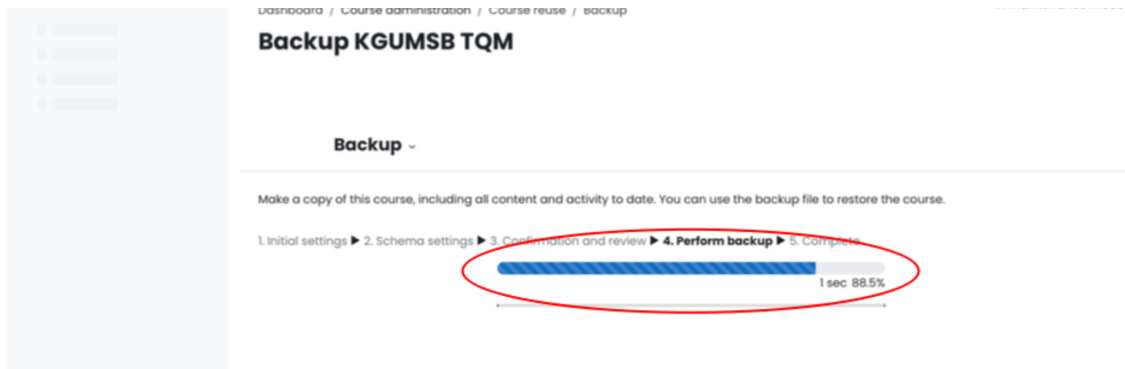
Required

Not Secure — cpd.kgumsb.edu.bt

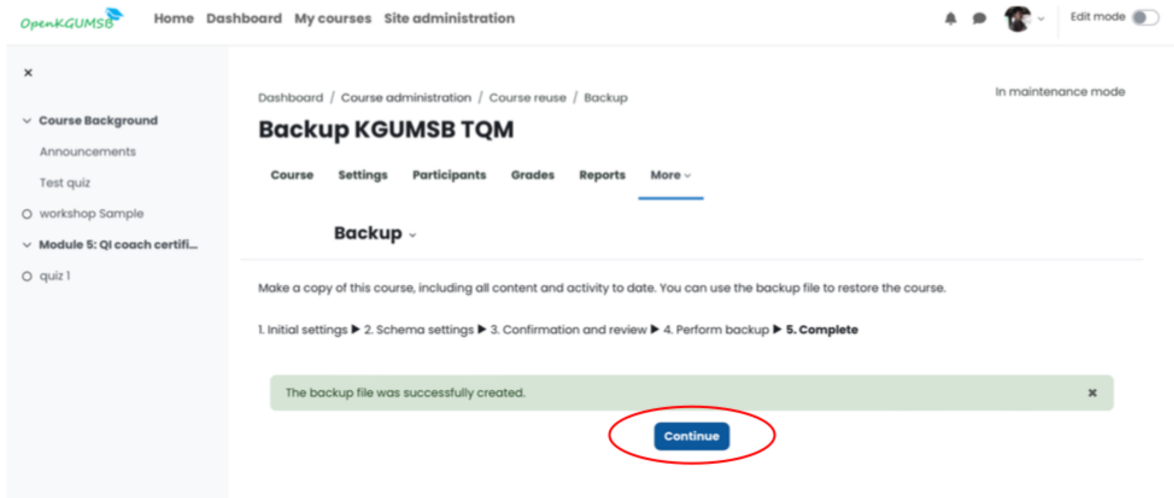
Adobe Premiere Pro 2024 v24.3 - Mac Torrents uTorrent Web OpenKGUMSB T&T Training Agenda - Google Docs In maintenance mode | OpenKGUMSB (Test & Practice)

OpenKGUMSB

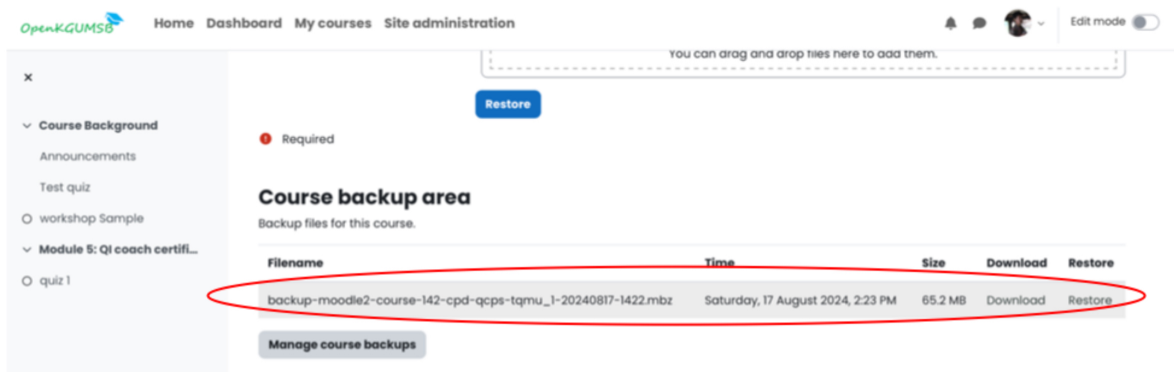
In maintenance mode



### 5. Click on continue



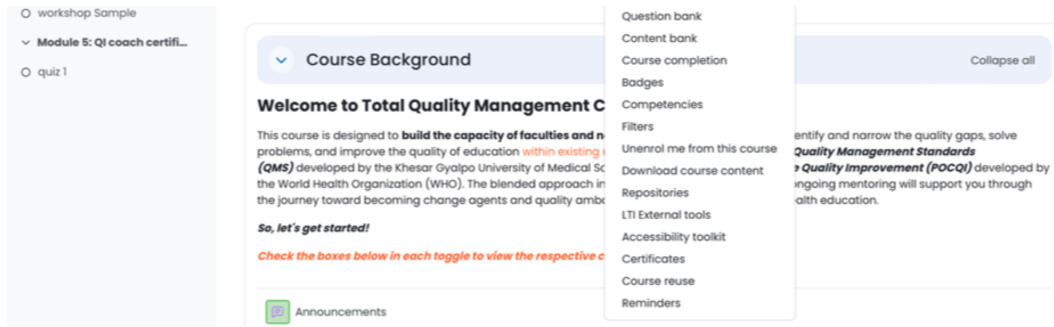
### 6. Our backup course can be seen the course backup area as shown below



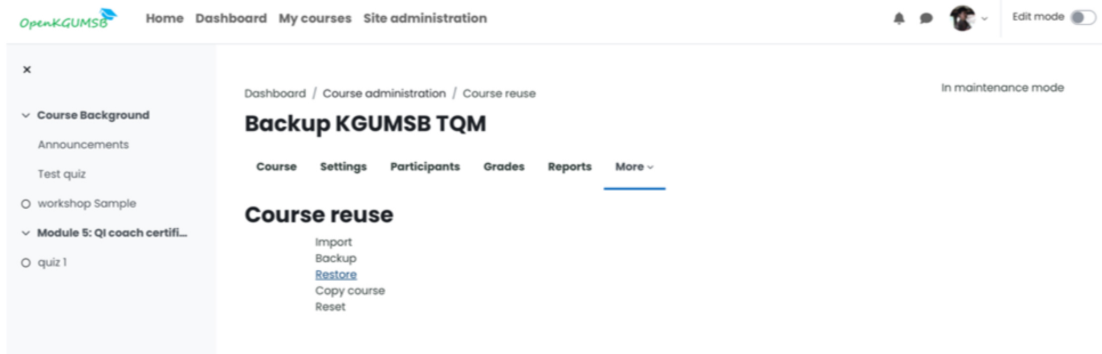
## Course Restore

1. To restore a backup, click on "More" on the course menu
2. Click on "Course reuse"





### 3. Click on Restore



### 4. You can upload and restore your backup or directly restore from the course backup area

