

OpenKGUMSB

**FEEDBACK ACTIVITY
MANUAL FOR
TEACHERS**



OpenKGUMSB Teacher Feedback Activity Manual

Written by:	ICT UNIT (OOP, FNPH, FOTM, FOUGM)
Department:	KGUMSB
Date:	31-05-2024
For:	OpenKGUMSB Teachers

Feedback

The feedback activity module enables a teacher to create a custom survey for collecting feedback from participants using a variety of question types including multiple choice, yes/no or text input.

Feedback responses may be anonymous if desired, and results may be shown to all participants or restricted to teachers only. Any feedback activities on the site front page may also be completed by non-logged-in users. Feedback activities may be used

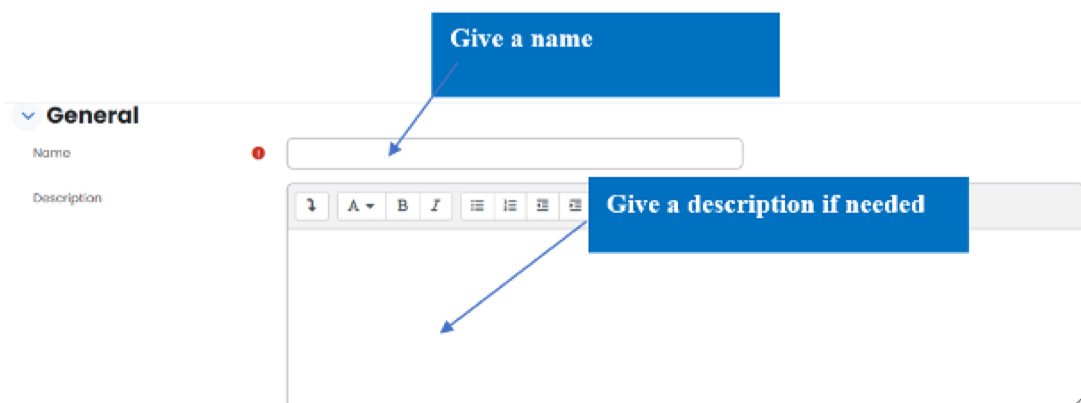
- For course evaluations, helping improve the content for later participants • To enable participants to sign up for course modules, events etc.
- For guest surveys of course choices, school policies etc.
- For anti-bullying surveys in which students can report incidents anonymously

1. Enable Feedback



2. Create and Configure Feedback

Note: Check the boxes below in each toggle to view the respective content.



Display description on course page 

Availability

Allow answers from

Enable 14 August 2024 13 15

Allow answers to

Enable 14 August 2024 13 15


Enable and set the start and due date for the feedback

Question and submission settings


Record user names

Anonymous


Choose the submission type

Allow multiple submissions 

Anonymous
User's name will be logged and shown with answers

Enable notification of submissions 

No

Auto number questions 

No

After submission

Show analysis page

No

Completion message



> Common module settings

> Restrict access

Access restrictions

None

Add restriction...

> Completion conditions

> Tags

> Competencies

Send content change notification 

Save and return to course

Save and display

Cancel

3. Configure Feedback Questionnaires

Feedback Sample

Opened: Wednesday, 14 August 2024, 1:16 PM Closes: Friday, 16 August 2024, 1:16 PM

Feedback Settings Templates Analysis Responses More ▾

Opened: Wednesday, 14 August 2024, 1:16 PM
Closes: Friday, 16 August 2024, 1:16 PM

Edit questions Preview questions Answer the questions

Overview

Submitted answers: 0
Questions: 0

Feedback Settings Templates Analysis Responses More ▾

Back Import questions ▾ Choose... ▾

Save as new template

- Choose...
- Add a page break
- Captcha
- Information
- Longer text answer
- Multiple choice
- Multiple choice (rated)
- Numeric answer
- Short text answer
- Text and media area

Copyright © 2024 | OpenKUMSB | All rights reserved

Feedback Questionnaire Question Type

1. Information

This allows you to display the information on the location of the course feedback.

2. Longer Text Answer

This option is for creating a text box (you specify how big it will appear in rows and columns) which people can write a long answer into.

and columns) which people can write a long answer into.

3. Multiple choice

Selecting this then offers you three alternatives:

Multiple choice : single answer:

This will give you a series of radio buttons, which starts on 'Not selected' and then has your options afterwards. Only one can be chosen and 'Not selected' is a valid answer if the question is not set to 'required'.

Multiple choice : multiple answers

Multiple choice : single answer allowed (dropdown list)

This type will give you a dropdown list from which only one answer can be selected.

Multiple choice : Dropdownlist (rated)

This is similar to the dropdownlist option, except that each option has a numerical value associated with it. This means that if asking a question like:
How much do you enjoy being in class?

- *I love it*

I like it

- *I like it*
- *It's OK*
- *I don't like it*
- *I hate*

It isn't possible to (easily) get out an "average" score - particularly if you're asking the same question before and after an event or course.

If the Dropdownlist (rated) option is used, then numerical values are associated with each option, allowing an average or other measurement of any responses.

The above question might look like:

How much do you enjoy being in class?

- *[5] I love it*
- *[4] I like it*
- *[3] It's OK*
- *[2] I don't like it*
- *[1] I hate it*

4. Numeric answer

Here, you ask a question which must have a number as an answer and specify the acceptable range e.g. "How many arms would you like, if more than 2 were possible? (please specify 010)" with a range of 0-10 set in the options. It helps if you specify the acceptable range in the question text.

5. Multiple Choice (Rated)

This is similar to the other multiple-choice options, except that each option has a numerical value associated with it. You have the choice of using radio buttons or a drop-down list to display the answers.

Example: How much do you enjoy being in class?

- [5] I love it
- [4] I like it
- [3] Its OK
- [2] I don't like it
- [1] I hate it

6. Short Text Answer

This option lets you specify a single line answer, with an input box which is a set number of characters long (you choose). You also specify the maximum number of characters you will accept, so that the answer is not too long and/or does not run over the length of the box on screen.

Sample Feedback Questionnaire Sample

1. Adding Multiple Choice Question

The screenshot shows a form for adding a multiple choice question. On the left, there are labels for 'Question', 'Label', 'Multiple choice type', and 'Omit empty subitems in analysis'. On the right, there are input fields and a dropdown menu. A blue box labeled 'Add the question here' points to the question text field, and another blue box labeled 'Choose question type' points to the dropdown menu.

Multiple choice (rated)	<input checked="" type="checkbox"/> Required
Question	<input type="text" value="List the common cause of Neonatal Deaths"/>
Label	<input type="text" value="1"/>
Multiple choice type	<input type="text" value="Multiple choice - single answer allowed (drop-down menu)"/>
Omit empty subitems in analysis	<input type="text" value="No"/>

Type the multiple choice option values here

Low: Topic is unfamiliar to me
 Moderate: I am aware of the topic and knowledgeable but will benefit from additional education on the topic
 High: I am highly knowledgeable on the topic and may be able to provide additional insight during the coaching

Use one line for each answer!

1

Save changes Cancel

2. Adding Long/Short Answer (Comments, suggestion, recommendation)

Longer text answer

Required

Question: Give your comments if any **Add the question here**

Label: 2

Width: 30

Number of lines: 5

Dependence item: Choose

Position: 2

Save changes Cancel

3. Editing Questions

With the Edit option, the user can "Edit question", "Set as required or not" and "Delete question"

Back Add question Choose...

(1) List the common cause of Neonatal Deaths **Edit**

Edit question
 Set as not required
 Delete question

(2) Give your comments if s

You can save the feedback template so that you can use the same question for other course modules.

Save as new template

Opened: Wednesday, 14 August 2024, 1:52 PM
Closes: Friday, 16 August 2024, 1:52 PM

Mode: Anonymous

List the common cause of Neonatal Deaths ❗

⌵

(0) Low: Topic is unfamiliar to me

(1) Moderate: I am aware of the topic and knowledgeable but will benefit from additional education on the topic

(2) High: I am highly knowledgeable on the topic and may be able to provide additional insight during the coaching

❗ Required

[Submit your answers](#) [Cancel](#)

4. Adding Page Break

Page break can be added if you want the feedback questionnaire to be shown in different pages