

OpenKGUMSB

MOBILE APP MANUAL



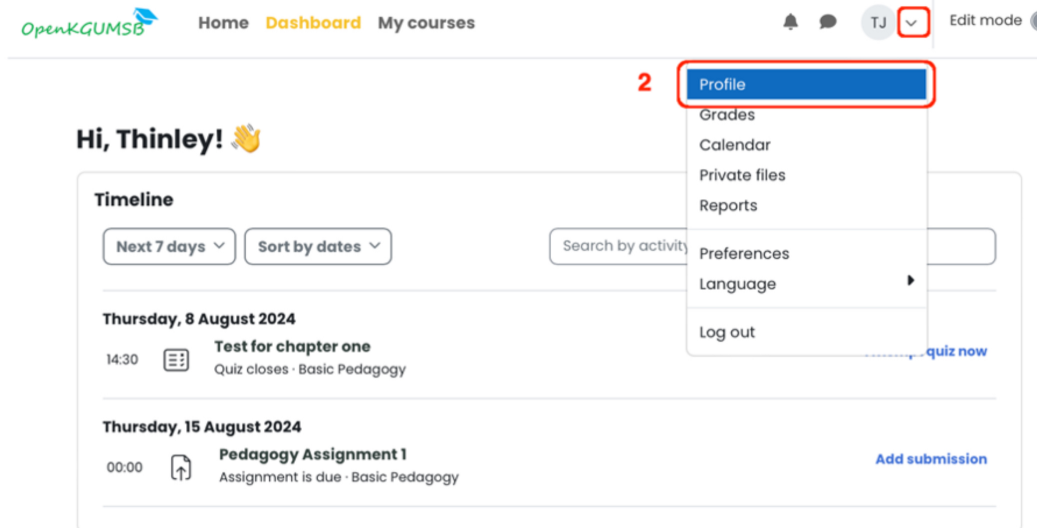
OpenKGUMSB Mobile App Manual

Written by:	ICT UNIT (OOP, FNPH, FOTM, FOUGM)
Department:	KGUMSB
Date:	09-08-2024
For:	OpenKGUMSB VLE Users

CONFIGURING MOBILE APP

The courses in OpenKGUMSB VLE platform for which you have active enrollment can be viewed in the Moodle app. Follow the steps below to install the Moodle app on your smartphone and connect it with OpenKGUMSB

1. For Android devices, open Google Play Store app, type "**Moodle**" in the search bar, locate the Moodle app from the search results and click "Install".
2. For iOS devices, open App Store app, type "**Moodle**" in the search bar, locate the Moodle app from the search results and click "Get"
3. Click on down arrow located beside your name initial on top right corner of page. Click "Profile"



4. User profile page will load. Look for QR code image under Mobile App section.

User details Edit profile

Email address
tjamsophl@gmail.com (Visible to other course participants)

Country
Bhutan

City/town
Thimphu

Timezone
Asia/Thimphu

CID/Passport/Work Permit/Special Permit
10716002065

Date of Birth
9 January 1986

Mobile Number
17312120

Professional Category
Non-Health

Occupation Sector
Government Agency

Miscellaneous

- Blog entries
- My certificates
- Forum posts
- Forum discussions
- My certificates
- Learning plans

Reports

- Browser sessions
- Grades overview


Login activity

First access to site
Thursday, 8 August 2024, 11:25 AM (2 hours 56 mins)

Last access to site
Thursday, 8 August 2024, 2:21 PM (26 secs)

Mobile app

QR code for mobile app access
Scan the QR code with your mobile app to fill in the site URL in your app.



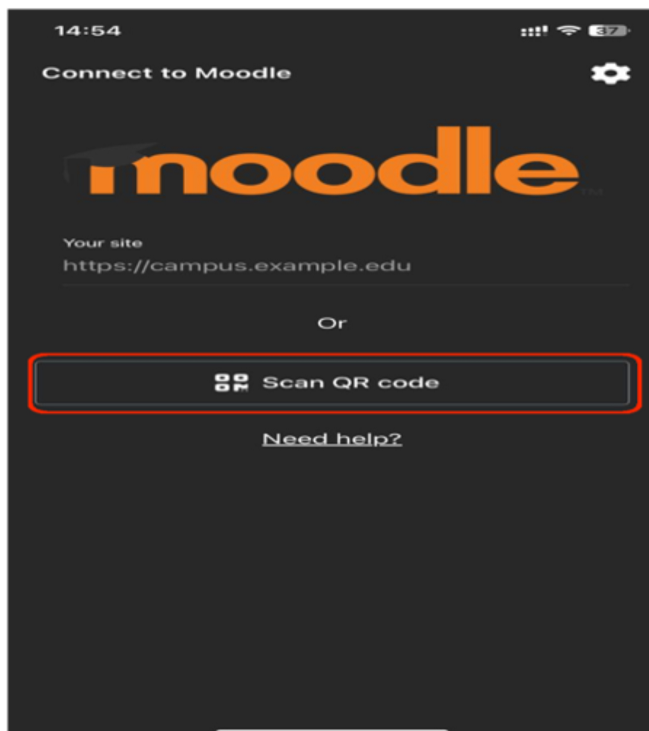
Last access to site
Thursday, 8 August 2024, 12:51 PM (1 hour 30 mins) (Log out)

Privacy and policies
Data retention summary

Course details

Course profiles
Basic Pedagogy

5. Open Moodle App installed on your smart phone, click “Scan QR code” and scan QR code on User profile page. You will be redirected to login page



6. Enter your OpenKGUMSB Username and Password and click Login

