

OpenKGUMSB

**ADDING RESOURCES
MANUAL FOR
TEACHERS**



OpenKGUMSB Teacher Adding Resources Manual

Written by:	ICT UNIT (OOP, FNPH, FOTM, FOUGM)
Department:	KGUMSB
Date:	09-08-2024
For:	OpenKGUMSB Teachers

Adding Resources

The file module enables a teacher to provide a file as a course resource. Where possible, the file will be displayed within the course interface; otherwise students will be prompted to download it. The file may include supporting files, for example an HTML page may have embedded images.

Note that students need to have the appropriate software on their computers in order to open the file.

A file may be used

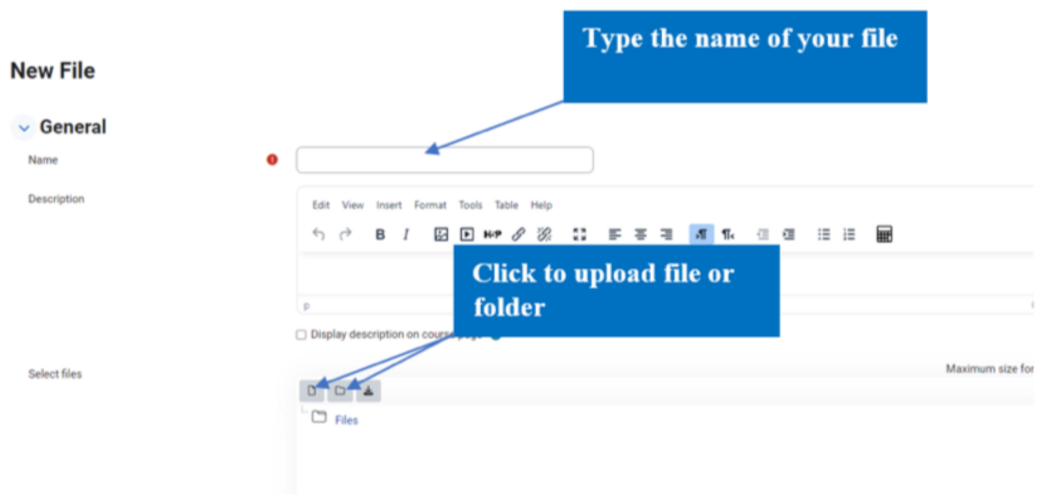
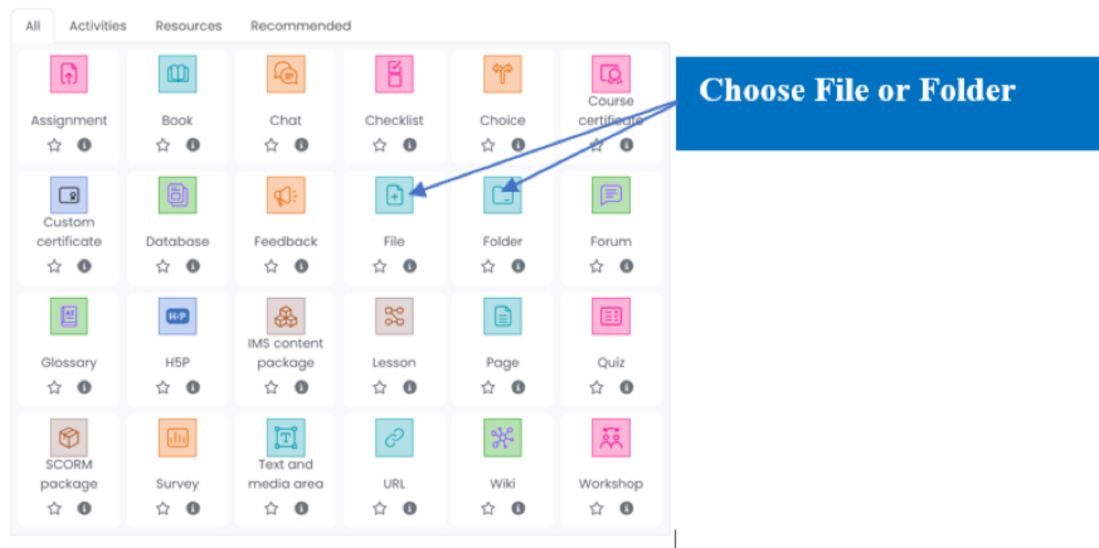
- To share presentations given in class
- To include a mini website as a course resource
- To provide draft files of software programs so students can edit and submit them for assessment

1. Enable Resource Adding



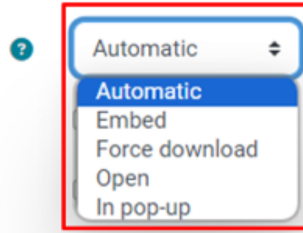
2. Upload and Configure Resources

Note: Check the boxes below in each toggle to view the respective content.



Appearance

Display



Show upload/modified date

Show more...

Display resource description

> Common module settings

> Restrict access

> Completion conditions

> Tags

> Competencies

Send content change notification

Save and return to course

Save and display

Cancel